

Faithful Representation of Stimuli with a Population of Integrate-and-Fire Neurons *

Aurel A. Lazar and Eftychios A. Pnevmatikakis
Department of Electrical Engineering
Columbia University, New York, NY 10027

January 11, 2008

Abstract

We consider a formal model of stimulus encoding with a circuit consisting of a bank of filters and an ensemble of integrate-and-fire neurons. Such models arise in olfactory systems, vision and hearing. We demonstrate that bandlimited stimuli can be faithfully represented with spike trains generated by the ensemble of neurons. We provide a stimulus reconstruction scheme based on the spike times of the ensemble of neurons and derive conditions for perfect recovery. The key result calls for the spike density of the neural population to be above the Nyquist rate. We also show that recovery is perfect if the number of neurons in the population is larger than a threshold value. Increasing the number of neurons to achieve a faithful representation of the sensory world is consistent with basic neurobiological thought. Finally we demonstrate that, in general, the problem of faithful recovery of stimuli from the spike train of single neurons is ill-posed. The stimulus can be recovered, however, from the information contained in the spike train of a population of neurons.

*The work presented here was supported in part by NIH under grant number R01 DC008701-01 and in part by NSF under grant number CCF-06-35252. Neural Computation, to appear.

Contents

1	Introduction	3
2	A Neural Population Encoding Model	4
2.1	Stimulus Encoding with Filter Banks and Integrate-and-Fire Neurons . .	4
2.2	The t -Transform	6
2.3	Recovery of the Encoded Stimulus	6
3	Recovery of Stimuli Encoded with the Neural Population Model	7
3.1	Faithful Stimulus Recovery	7
3.2	Stimulus Representation and Recovery Using Overcomplete Filterbanks .	14
4	Examples	15
4.1	Neural Population Encoding Using Filters with Arbitrary Delays	15
4.2	Neural Population Encoding with a Gammatone Filterbank	19
5	Discussion	22
	References	24
A	Basic Concepts of Hilbert Spaces	26
B	Basic Theorems on Frames	27
C	Three Frames	28

1 Introduction

In this paper we investigate a formal model of stimulus encoding with a circuit consisting of a filterbank that feeds a population of integrate-and-fire (IAF) neurons. Such models arise in olfactory systems, vision and hearing (Fain, 2003). We investigate whether the information contained in the stimulus can be recovered from the spike trains at the output of the ensemble of integrate-and-fire neurons. In order to do so, we provide a stimulus recovery scheme based on the spike times of the neural ensemble and derive conditions for the *perfect recovery* of the stimulus. The key condition calls for the spike density of the neural ensemble to be above the Nyquist rate. Our results are based on the theory of frames (Christensen, 2003) and on previous work on time encoding (Lazar & Toth, 2004), (Lazar, 2005), (Lazar, 2006), (Lazar, 2007).

Recovery theorems in signal processing are usually couched in the language of spike density. In neuroscience, however, the natural abstraction is the neuron. We shall also formulate recovery results with conditions on the size of the neural population as opposed to spike density. These results are very intuitive for experimental neuroscience. We demonstrate that, the information contained in the sensory input can be recovered from the output of integrate-and-fire neuron spike trains provided that the number of neurons is beyond a threshold value. The value of the threshold depends on the parameters of the integrate-and-fire neurons. Therefore, while information about the stimulus can not be perfectly represented with a small number of neurons, this limitation can be overcome provided that the number of neurons is beyond a critical threshold value. Increasing the number of neurons to achieve a faithful representation of the sensory world is consistent with basic neurobiological thought.

We also demonstrate that the recovery of stimuli is not, in general, possible from spike trains generated by individual neurons; rather a population of neurons is needed to recover the stimulus of single neurons. This finding has important applications to systems neuroscience since it suggests that the recovery of the stimulus that is applied to single neurons can not be, in general, recovered from the spike train of single neurons. Rather, the spike train of a population of neurons is needed to get faithful stimulus recovery.

Our theoretical results provide, what we believe to be, the first rigorous model demonstrating that the sensory world can be faithfully represented by using a "critical size" ensemble of sensory neurons. The investigations presented here further support the need to shift focus from information representation using single neurons to population of neurons. As such, our results have some important ramifications to experimental neuroscience.

This paper is organized as follows. In section 2 the neural population encoding model is introduced. The encoding model is formally described and the problem of faithful stimulus recovery is posed. A perfect stimulus recovery algorithm is derived in section 3. In the same section, we also work out our main result for neural population

encoders using filterbanks based on wavelets. Two examples are given in section 4. The first, details the stimulus recovery for filters with arbitrary delays arising in dendritic computation models. The second, presents the recovery of stimuli for a gammatone filter bank widely used in hearing research. For both examples, we show that the quality of stimulus reconstruction gracefully degrades when additive white noise is present at the input. Finally section 5 concludes our work and discusses the important ramifications that formal neural population models can have in systems neuroscience.

2 A Neural Population Encoding Model

In this section we introduce a formal model of stimulus representation consisting of a bank of N filters and an ensemble of N integrate-and-fire neurons (see Figure 1). Each filter of the filterbank is connected to a single neuron in the ensemble. The stimulus is modeled as a bandlimited function, i.e., a function whose spectral support is bounded.

2.1 Stimulus Encoding with Filter Banks and Integrate-and-Fire Neurons

Let Ξ be the set of bandlimited functions with spectral support in $[-\Omega, \Omega]$. A function $u = u(t), t \in \mathbb{R}$, in Ξ models the stimulus and Ω is its bandwidth. Ξ is a Hilbert space endowed with the L^2 -norm. A brief overview of Hilbert spaces can be found in Appendix A. Let $\mathbf{h} : \mathbb{R} \mapsto \mathbb{R}^N$ be a (vector) filtering kernel defined as

$$\mathbf{h}(t) = [h^1(t), h^2(t), \dots, h^N(t)]^T, \quad (1)$$

where $h^j : \mathbb{R} \rightarrow \mathbb{R}$ for all $j, j = 1, 2, \dots, N$, and T denotes the transpose. Throughout this paper we shall assume that $\text{supp}(h^j) \supseteq [-\Omega, \Omega]$ (supp denotes the spectral support). Filtering the signal u with \mathbf{h} leads to an N -dimensional vector valued signal $\mathbf{v} = \mathbf{v}(t), t \in \mathbb{R}$, defined by

$$\mathbf{v}(t) = (\mathbf{h} * u)(t) = [(h^1 * u)(t), (h^2 * u)(t), \dots, (h^N * u)(t)]^T, \quad (2)$$

where $*$ denotes the convolution operator.

A bias b^j is added to the component v^j of this signal and the sum is presented at the input of the j -th integrate-and-fire neuron with integration constant κ^j and threshold δ^j , for all $j, j = 1, 2, \dots, N$ (see Figure 1). $(t_k^j), k \in \mathbb{Z}$, is the output sequence of trigger (or spike) times generated by neuron $j, j = 1, 2, \dots, N$.

The neural population encoding model in Figure 1 maps therefore, the input bandlimited stimulus u into the vector time sequence $(t_k^j), k \in \mathbb{Z}, j = 1, 2, \dots, N$. It is an instance of a Time Encoding Machine (TEM) (Lazar & Toth, 2004), (Lazar, 2006).

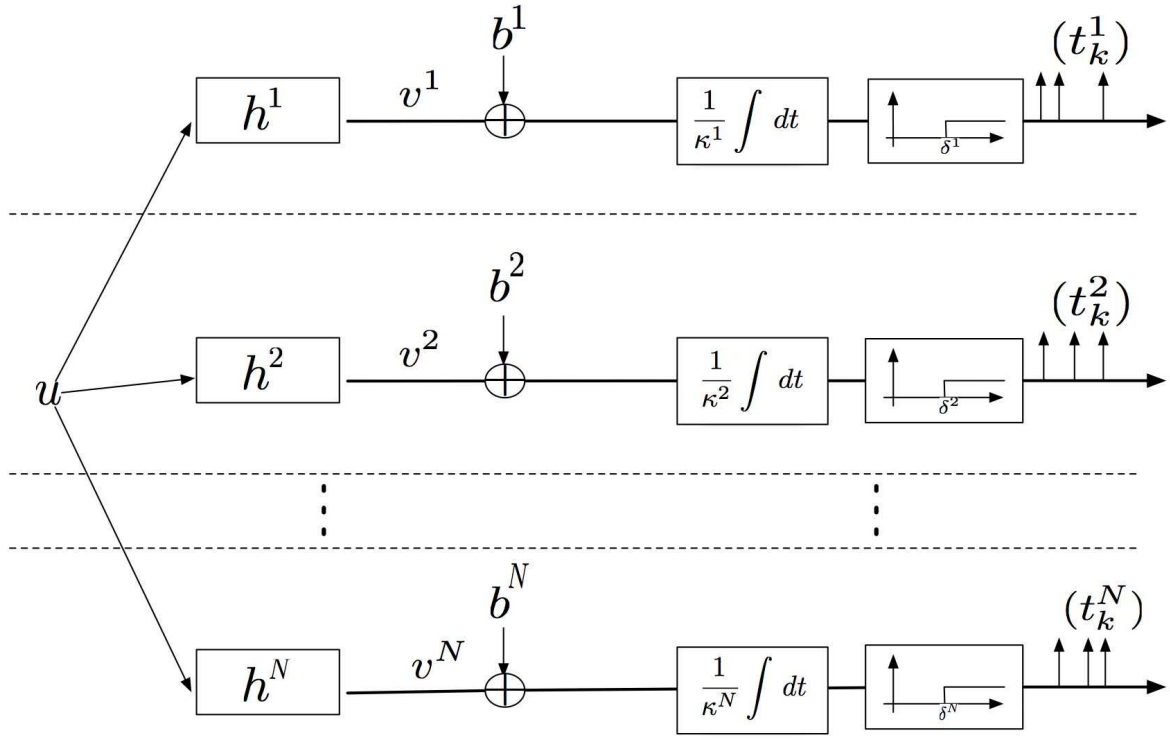


Figure 1: Single-Input Multi-Output Time Encoding Machine.

2.2 The t -Transform

The t -transform (Lazar & Toth, 2004) formally characterizes the Input/Output relationship of the TEM, i.e., the mapping of the input stimulus $u(t), t \in \mathbb{R}$, into the output spike sequence $(t_k^j)_{k \in \mathbb{Z}}$ of the j -th neuron, $j = 1, 2, \dots, N$. The t -transform for the j -th neuron can be written as

$$\int_{t_k^j}^{t_{k+1}^j} ((h^j * u) + b^j)(s) ds = \kappa^j \delta^j,$$

or

$$\int_{t_k^j}^{t_{k+1}^j} (h^j * u)(s) ds = q_k^j, \quad (3)$$

where $q_k^j = \kappa^j \delta^j - b^j(t_{k+1}^j - t_k^j)$, for all $k, k \in \mathbb{Z}$, and all $j, j = 1, 2, \dots, N$.

2.3 Recovery of the Encoded Stimulus

Definition 1. A neuronal population encoding circuit faithfully represents its input stimulus $u = u(t), t \in \mathbb{R}$, if there is an algorithm that perfectly recovers the input u from the output spike train $(t_k^j), k \in \mathbb{Z}, j = 1, 2, \dots, N$.

We have seen that, the t -transform of the population encoding circuit in Figure 1 maps the input u into the time sequence $(t_k^j), k \in \mathbb{Z}, j = 1, 2, \dots, N$. The faithful recovery problem seeks the inverse of the t -transform, that is, finding an algorithm that recovers the input u based on the output vector time sequence $(t_k^j), k \in \mathbb{Z}, j = 1, 2, \dots, N$.

Let the function $g(t) = \sin(\Omega t)/\pi t, t \in \mathbb{R}$, be the impulse response of a low pass filter (LPF) with cutoff frequency at Ω . Clearly, $g \in \Xi$. Since u is a bandlimited function in Ξ , the t -transform defined by equation (3) can be rewritten in an inner-product form as

$$\langle h^j * u, g * 1_{[t_k^j, t_{k+1}^j]} \rangle = q_k^j$$

or

$$\langle u, \tilde{h}^j * g * 1_{[t_k^j, t_{k+1}^j]} \rangle = q_k^j, \quad (4)$$

where \tilde{h}^j is the involution of h^j , i.e., $\tilde{h}^j = h^j(-t)$, for all $t, t \in \mathbb{R}$, and for all $k, k \in \mathbb{Z}$, and $j, j = 1, \dots, N$. After firing, without any loss of generality, all neurons are reset to the zero state. A description of the firing mechanism with arbitrary reset can be found in (Lazar, 2005).

Equation (4) has a simple interpretation. The stimulus u is measured by projecting it onto the sequence $(\tilde{h}^j * g * 1_{[t_k^j, t_{k+1}^j]}), k \in \mathbb{Z}$ and $j = 1, 2, \dots, N$. The values of these measurements form the sequence $q_k^j, j = 1, 2, \dots, N$, and is available for recovery. Thus the TEM acts as a sampler on the stimulus u . Furthermore, since the spike times depend on the stimulus, the TEM acts as a stimulus dependent sampler. How to recover the stimulus from these measurements is detailed in the next section.

3 Recovery of Stimuli Encoded with the Neural Population Model

As already discussed in the previous section, we assume N integrate-and-fire neurons each with bias b^j , integration constant κ^j and threshold δ^j for all $j, j = 1, 2, \dots, N$. Before the stimulus u is fed to neuron j , the stimulus is passed through a linear filter with impulse response $h^j = h^j(t), t \in \mathbb{R}$. With $(t_k^j), k \in \mathbb{Z}$, the spike times of neuron j , the t -transform (4) can be written as

$$\langle u, \phi_k^j \rangle = q_k^j. \quad (5)$$

where $\phi_k^j = \tilde{h}^j * g * 1_{[t_k^j, t_{k+1}^j]}$. If the sequence $\phi = (\phi_k^j), k \in \mathbb{Z}, j = 1, 2, \dots, N$, is a frame for Ξ , the signal u can be perfectly recovered. Thus, our goal in this paper is to investigate the condition for the sequence ϕ to be a frame (called analysis frame in the literature (Teolis, 1998), (Eldar & Werther, 2005)) and provide a recovery algorithm.

Before we proceed with the recovery algorithm we also need the following definition of the filters that model the processing taking place in the dendritic trees.

Definition 2. *The filters $h^j = h^j(t), t \in \mathbb{R}$, are said to be bounded-input bounded-output (BIBO) stable if*

$$\|h^j\|_1 \triangleq \int_{\mathbb{R}} |h^j(s)| ds < \infty.$$

In the next section we investigate the faithful representation of the stimulus u given the spike sequence $(t_k^j), k \in \mathbb{Z}, j = 1, 2, \dots, N$, (Theorem 1) and provide sufficient conditions for perfect recovery. An algorithm for stimulus recovery is explicitly given (Corollary 1). We show that the sensory world modeled through the stimulus u can be perfectly recovered provided that the number of neurons is above a threshold value (Theorem 2).

3.1 Faithful Stimulus Recovery

The t -transform in (5) quantifies the projection of the stimulus u onto the sequence of functions $(\phi_k^j), k \in \mathbb{Z}, j = 1, 2, \dots, N$. As such, it provides a set of constraints for stimulus recovery. These constraints, might be related if the corresponding functions are related. For example, for two integrate-and-fire neurons with the same parameters and the same pre-processing filters, $\phi_k^1 = \phi_k^2$, for all $k, k \in \mathbb{Z}$. Thus the two neurons impose identical constraints on recovery. For two neurons whose pre-processing filters and biases are the same and the threshold of one of the neurons is an integer multiple of the threshold of the other neuron, say $\delta^1 = L\delta^2$, $\sum_{l=0}^{L-1} \phi_{m+l}^1 = \phi_n^2$ for infinitely many pairs of integers (m, n) .

In the simple examples above, the constraints that a neuron imposes on stimulus recovery can be linearly inferred from the constraints imposed by another neuron. This

redundancy in the number of constraints is undesirable and in Theorem 1 we seek sufficient conditions to avoid it.

Definition 3. The filters $(h^j), j = 1, \dots, N$, are called linearly independent if there do not exist real numbers $a_j, j = 1, \dots, N$, not all equal to zero, and real numbers $\alpha^j, j = 1, \dots, N$, such that

$$\sum_{j=1}^N a_j (h^j * g)(t - \alpha^j) = 0$$

for all $t, t \in \mathbb{R}$ (except on a set of Lebesgue-measure zero).

Proposition 1. If the filters $(h^j), j = 1, \dots, N$, are linearly independent then the functions $(\phi_k^j), k \in \mathbb{Z}, j = 1, 2, \dots, N$, are also linearly independent.

Proof: The functions $(\phi_k^j), k \in \mathbb{Z}, j = 1, 2, \dots, N$, are linearly dependent if there exist real numbers $a_j, j = 1, \dots, N$, not all equal to zero, integers $k_j, j = 1, \dots, N$, and positive integers $L_j, j = 1, \dots, N$, such that

$$\sum_{j=1}^N a_j \left(\sum_{l=0}^{L_j-1} \phi_{k_j+l}^j(t) \right) = 0, \quad (6)$$

for all $t \in \mathbb{R}$. By substituting the functional form of ϕ_k^j in the equation above, we obtain

$$\sum_{j=1}^N a_j (\tilde{h}^j * g * 1_{[t_{k_j}^j, t_{k_j+L_j}^j]})(t) = 0. \quad (7)$$

For (7) to hold, $t_{k_j+L_j}^j - t_{k_j}^j = \Delta$ for all $j, j = 1, \dots, N$, with $a_j \neq 0$, where Δ is a constant. By taking the Fourier transform of (7) we have

$$\sum_{j=1}^N a_j (\widehat{\tilde{h}^j}) \hat{g} \left(e^{-i\omega t_{k_j}^j} \frac{1 - e^{-i\omega \Delta}}{i\omega} \right) = 0, \quad (8)$$

where \hat{g} is the Fourier transform of g and $i = \sqrt{-1}$. By canceling the summation independent terms and taking the inverse Fourier transform, we obtain

$$\sum_{j=1}^N a_j (\tilde{h}^j * g)(t - t_{k_j}^j) = 0. \quad (9)$$

The latter equality can only hold if the filters are not linearly independent. \square

Remark 1. In order to satisfy equation (7), the spikes generated by the N neurons do not have to coincide. For two neurons, for example, the spikes might be generated at times $t_k^1 = t_k^2 + \alpha$ while the pre-processing filters satisfy the relationship $h^1(t) = h^2(t + \alpha)$. Here $\phi_k^1 = \phi_k^2$, i.e., the constraints are linearly dependent. The allowance of time shifts that also appears in the definition of linear independent filters is, therefore, essential.

Remark 2. Two neurons might generate spikes at the same time infinitely often. A simple example is provided by the case when the first neuron is described, after generating L spikes, by the t -transform

$$\int_{t_k^1}^{t_{k+L}^1} (h^1 * u)(s) ds = L \cdot \kappa^1 \delta^1 - b^1(t_{k+L}^1 - t_k^1)$$

and the second neuron is described between two consecutive spikes by

$$\int_{t_k^2}^{t_{k+1}^2} (h^2 * u)(s) ds = \kappa^2 \delta^2 - b^2(t_{k+1}^2 - t_k^2).$$

It is easy to see that, if the initial spikes coincide in time, i.e., $t_k^1 = t_k^2$, the filters h^1 and h^2 and the other parameters of the two integrate-and-fire neurons can be chosen in such a way as to have $t_{k+L}^1 = t_{k+1}^2$. Thus, the spikes generated by the two neurons are identical infinitely often. However, the spike coincidence just described will be of no concern to us provided that the filters are linearly independent. This consideration arises when constructing the synthesis frames throughout this paper.

We are now in position to state our main Theorem. It pertains to the neural circuit model depicted in Figure 1.

Theorem 1. Assume that the filters $h^j = h^j(t), t \in \mathbb{R}$, are linearly independent, BIBO stable and have spectral support that is a superset of $[-\Omega, \Omega]$ for all $j, j = 1, 2, \dots, N$. The stimulus u can be represented as

$$u(t) = \sum_{j=1}^N \sum_{k \in \mathbb{Z}} c_k^j \psi_k^j(t), \quad (10)$$

where $\psi_k^j(t) = \tilde{h}^j * g(t - s_k^j)$ and $c_k^j, k \in \mathbb{Z}, j = 1, \dots, N$, are suitable coefficients, provided that

$$\sum_{j=1}^N \frac{1}{\kappa^j \delta^j} (b^j - c \int_{\mathbb{R}} |h^j(s)| ds) > \frac{\Omega}{\pi}, \quad (11)$$

$$|u(t)| \leq c.$$

Proof: Clearly, the theorem holds if we can show that the sequences of functions the sequence of functions $(\psi_k^j(t)), k \in \mathbb{Z}, j = 1, \dots, N$, is, respectively, a frame for Ξ (called the synthesis frame in the literature (Teolis, 1998),(Eldar & Werther, 2005)).

Given the structure of the t -transform in (5), and noting that the N filters are independent, the definition of the lower spike density D (given in Appendix B) reduces to (see also the evaluation of D below)

$$D = \liminf_{t \rightarrow \infty} \inf_{t_0 \in \mathbb{R}} \frac{N(t_0, t_0 + t)}{t}, \quad (12)$$

where $N(a, b)$ is the number of spikes in the interval (a, b) . Since

$$|v^j(t)| = \left| \int_{\mathbb{R}} h^j(t-s)u(s)ds \right| \leq \int_{\mathbb{R}} |h^j(t-s)||u(s)|ds \leq c \int_{\mathbb{R}} |h^j(s)|ds,$$

the condition for the spike density D becomes

$$\begin{aligned} D &= \liminf_{t \rightarrow \infty} \inf_{t_0 \in \mathbb{R}} \sum_{j=1}^N \frac{1}{t} \left\lceil \frac{\int_{t_0}^{t+t_0} (b^j + v^j(s)) ds}{\kappa^j \delta^j} \right\rceil = \liminf_{t \rightarrow \infty} \inf_{t_0 \in \mathbb{R}} \sum_{j=1}^N \frac{1}{t} \left(\frac{\int_{t_0}^{t+t_0} (b^j + v^j(s)) ds}{\kappa^j \delta^j} \right) \\ &\geq \sum_{j=1}^N \frac{1}{\kappa^j \delta^j} (b^j - c \int_{\mathbb{R}} |h^j(s)|ds), \end{aligned} \quad (13)$$

where $\lceil x \rceil$ denotes the greatest integer less than or equal to x .

We note that the computation of the lower density above possibly includes identical spikes. However, the linear independence condition on the filters $h^j, j = 1, 2, \dots, N$, guarantees that the sequence $(\phi_k^j), k \in \mathbb{Z}, j = 1, 2, \dots, N$, is a frame. The theorem holds since condition (11) guarantees that the lower spike density is above the Nyquist rate, and thus by Lemma 2, the sequence of functions $(\psi_k^j(t)), k \in \mathbb{Z}, j = 1, \dots, N$, is a frame for Ξ . \square

Remark 3. *Theorem 1 has a very simple interpretation. The stimulus u can be faithfully represented provided that the number of spikes exceeds the lower bound in (11). This lower bound is the Nyquist rate and arises in the Shannon sampling theorem (Lazar & Toth, 2004). Thus, inequality (11) is a Nyquist-type rate condition.*

According to Theorem 1 (see equation (10)), under a Nyquist-type rate condition the stimulus u can be written as

$$u(t) = \sum_{j=1}^N \sum_{k \in \mathbb{Z}} c_k^j (\tilde{h}^j * g)(t - s_k^j). \quad (14)$$

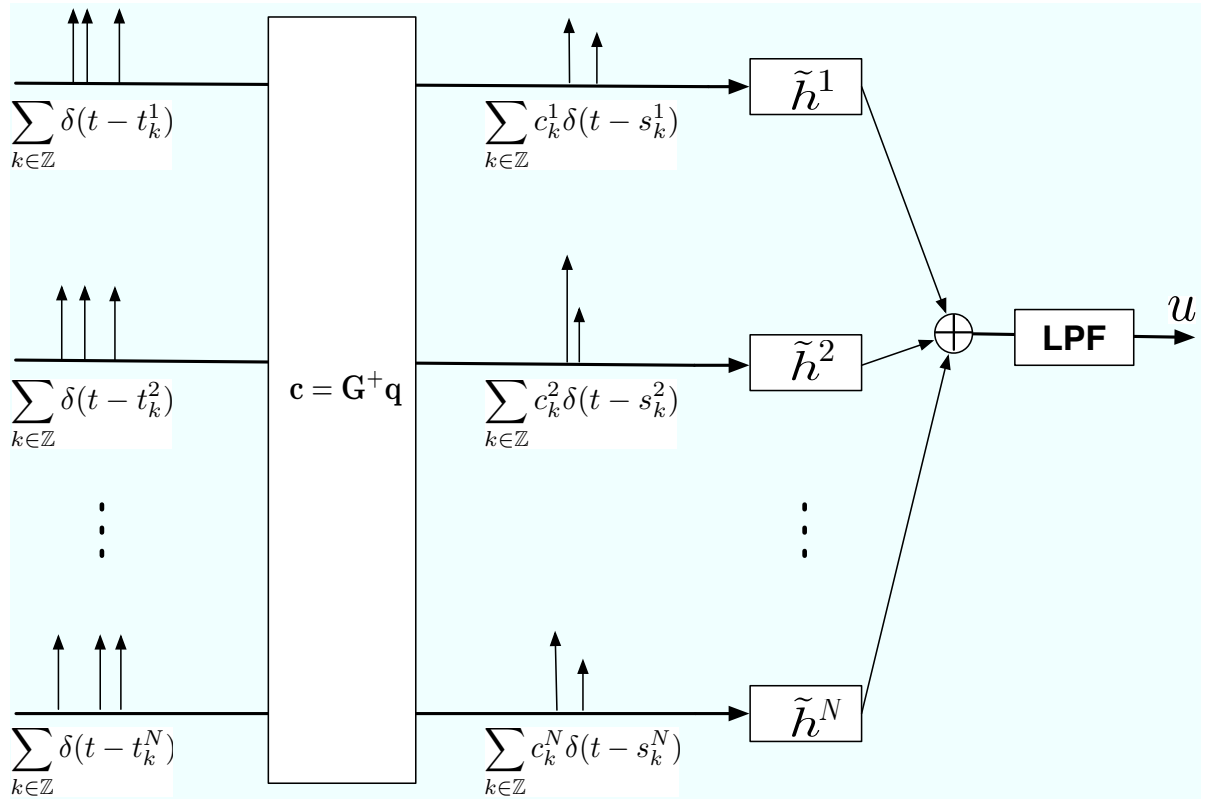


Figure 2: Single-Input Multi-Output Time Decoding Machine.

The recovery algorithm of u in block diagram form is shown in Figure 2. It is an instantiation of a Time Decoding Machine (Lazar & Toth, 2004), (Lazar, 2007). This suggests the following recovery scheme in matrix notation.

Corollary 1. *Let $\mathbf{c} = [\mathbf{c}^1, \dots, \mathbf{c}^N]^T$, with $[\mathbf{c}^j]_k = c_k^j$. Then*

$$\mathbf{c} = \mathbf{G}^+ \mathbf{q}, \quad (15)$$

where T denotes the transpose, \mathbf{G}^+ denotes the pseudoinverse and

$$\mathbf{G} = \begin{bmatrix} \mathbf{G}^{11} & \mathbf{G}^{12} & \dots & \mathbf{G}^{1N} \\ \mathbf{G}^{21} & \mathbf{G}^{22} & \dots & \mathbf{G}^{2N} \\ \vdots & \vdots & \ddots & \vdots \\ \mathbf{G}^{N1} & \mathbf{G}^{N2} & \dots & \mathbf{G}^{NN} \end{bmatrix}, \quad \begin{aligned} \mathbf{q} &= [\mathbf{q}^1, \dots, \mathbf{q}^N]^T, & [\mathbf{q}^j]_k &= \kappa \delta^j - b^j (t_{k+1}^j - t_k^j), \\ [\mathbf{G}^{ij}]_{kl} &= \int_{t_k^i}^{t_{k+1}^i} (h^i * \tilde{h}^j * g)(s - s_l^j) ds. \end{aligned} \quad (16)$$

Proof: Equation $\mathbf{c} = \mathbf{G}^+ \mathbf{q}$ can be obtained by substituting the representation of u in equation (10) into the equation of the t -transform in (5).

$$\langle u, \phi_l^j \rangle = \sum_{i=1}^N \sum_{k \in \mathbb{Z}} c_k^i \langle \psi_k^i, \phi_l^j \rangle$$

and, therefore,

$$q_l^j = \sum_{i=1}^N \sum_{k \in \mathbb{Z}} c_k^i [\mathbf{G}^{ij}]_{kl}$$

for all $i, i = 1, 2, \dots, N$, and $l \in \mathbb{Z}$. Since the sequences ϕ and ψ are frames for Ξ the result follows (Eldar & Werther, 2005). \square

Remark 4. *For the particular case of a TEM without filters, i.e., $h^j(t) = \delta(t)$, where $\delta(t)$ is the Dirac-delta function for all $j, j = 1, 2, \dots, N$, we have*

$$\psi_k^j(t) = (\delta * g)(t - s_k^j) = g(t - s_k^j),$$

for all $k, k \in \mathbb{Z}$, and all $t, t \in \mathbb{R}$. Consequently, we obtain the representation and recovery results of (Lazar, 2007).

Remark 5. *Assume that the bandlimited stimulus u is filtered with an arbitrary time invariant filter with impulse response h . A bias b is added to the output of the filter and the resulting signal is passed through an integrate-and-fire neuron with threshold δ . Thus, the t -transform of the signal can be written as*

$$\int_{t_k}^{t_{k+1}} (h * u)(s) ds = \kappa\delta - b(t_{k+1} - t_k), \quad (17)$$

for all $k, k \in \mathbb{Z}$. According to Theorem 1, under appropriate conditions the stimulus can be written as

$$u(t) = \sum_{k \in \mathbb{Z}} c_k (\tilde{h} * g)(t - s_k), \quad (18)$$

for all $t, t \in \mathbb{R}$. In matrix notation, $\mathbf{c} = \mathbf{G}^+ \mathbf{q}$, where $[\mathbf{c}]_k = c_k$, $[\mathbf{q}]_k = \kappa\delta - b(t_{k+1} - t_k)$, $k \in \mathbb{Z}$, and $[\mathbf{G}]_{kl} = \int_{t_k}^{t_{k+1}} (h * \tilde{h} * g)(s - s_k) ds$. Alternatively, in order to recover the stimulus u , we can first obtain $h * u$ using the classical recovery algorithm (Lazar & Toth, 2004) and then pass $h * u$ through the inverse filter h^{-1} .

Theorem 1 provides a technical condition for faithful representation in terms of the minimum density of spikes as in (11). Instead of this technical condition we give a much simpler condition in terms of the number of neurons. Such a condition is more natural in the context of encoding stimuli with a population of neurons. The latter also provides a simple evolutionary interpretation (see Remark 6 below).

Theorem 2. Assume that the filters $h^j = h^j(t), t \in \mathbb{R}$, are linearly independent, BIBO stable and have spectral support that is a superset of $[-\Omega, \Omega]$ for all $j, j = 1, 2, \dots, N$. If the input to each neuron is positive, i.e., $b^j + v^j \geq \varepsilon^j > 0$, and $\sum_{j=1}^N \varepsilon^j / \kappa^j \delta^j$ diverges in N , then there exists a number \mathcal{N} such that if $N \geq \mathcal{N}$, the stimulus u , $|u(t)| \leq c$, can be recovered as

$$u(t) = \sum_{j=1}^N \sum_{k \in \mathbb{Z}} c_k^j \psi_k^j(t), \quad (19)$$

where the constants c_k^j , $k \in \mathbb{Z}$, $j = 1, \dots, N$, are given in matrix form by $\mathbf{c} = \mathbf{G}^+ \mathbf{q}$.

Proof: Since $b^j + v^j \geq \varepsilon^j$ for all $j, j = 1, 2, \dots, N$, the lower spike density amounts to

$$D = \liminf_{t \rightarrow \infty} \inf_{t_0 \in \mathbb{R}} \sum_{j=1}^N \frac{1}{t} \left(\frac{\int_{t_0}^{t+t_0} (b^j + v^j(s)) ds}{\kappa^j \delta^j} \right) \geq \sum_{j=1}^N \frac{\varepsilon^j}{\kappa^j \delta^j} \quad (20)$$

and the lower bound diverges in N . Therefore, there exists an \mathcal{N} such that for $N > \mathcal{N}$,

$$D > \frac{\Omega}{\pi}$$

and the theorem follows.

Remark 6. The result of Theorem 2 has a simple and intuitive evolutionary interpretation. Under the condition that every neuron responds to the stimulus with a positive frequency, the stimulus can be faithfully represented with a finite number of neurons.

3.2 Stimulus Representation and Recovery Using Overcomplete Filterbanks

Receptive fields in a number of sensory systems, including the retina (Masland, 2001) and the cochlea (Hudspeth & Konishi, 2000) have been modeled as filter banks. These include wavelets and Gabor frames.

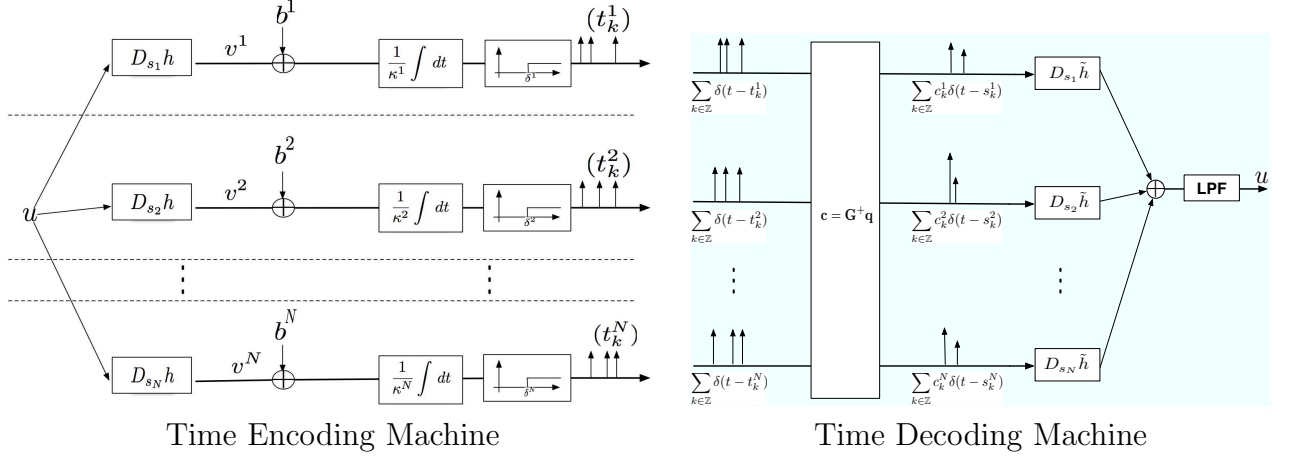


Figure 3: Time Encoding Machine using an overcomplete wavelet filterbank for stimulus representation. Recovery is achieved with a Time Decoding Machine.

We briefly demonstrate how to apply the results obtained in the previous section when using the Overcomplete Wavelet Transform (OCWT) (Teolis, 1998). A similar formulation is also possible with other classes of frames (e.g., Gabor frames). Let u be a bandlimited stimulus, h the analyzing wavelet and $s_n, n = 1, \dots, N$, the scaling factors used in the filterbank representation (for more information see for example (Teolis, 1998)). Then the filters h^j are defined by $h^j = D_{s_j}h, j = 1, 2, \dots, N$, where D_s is the dilation operator $(D_s u)(t) = |s|^{1/2}u(st)$.

From Theorem 1 and the simple relation $(D_s h)^\sim = D_s \tilde{h}$, the stimulus can be represented as

$$u(t) = \sum_{j=1}^N \sum_{k \in \mathbb{Z}} c_k^j (g * D_{s_j} \tilde{h})(t - s_k^j), \quad (21)$$

where $\mathbf{c} = \mathbf{G}^+ \mathbf{q}$ with $[\mathbf{q}] = [\mathbf{q}^1, \mathbf{q}^2, \dots, \mathbf{q}^N]^T$ and $[\mathbf{q}^j]_k = \kappa_j \delta_j - b_j(t_{k+1}^j - t_k^j)$. The matrix \mathbf{G} is given by

$$[\mathbf{G}^{ij}]_{kl} = \int_{t_k^i}^{t_{k+1}^i} \left(D_{s_i} h * D_{s_j} \tilde{h} * g \right) (s - s_l^j) ds. \quad (22)$$

Note that the representation (21) uses the same filters $(D_{s_j}\tilde{h}), j = 1, 2, \dots, N$, for recovery as the ones that are employed in the classical signal representation with filterbanks (Teolis, 1998). The density condition for (21) calls for the sum of the whole neuron population activity to exceed the Nyquist rate. As before, by adding more neurons and filters to the filterbank results, in general, in an improved representation. The Time Encoding Machine and Time Decoding Machine realizations are shown in Figure 3.

Remark 7. *Our analysis above provides an algorithm for recovering the stimulus even in the case where the actual input is undersampled by each of the neurons. Thus, our findings in this section extend the results of (Lazar, 2005).*

4 Examples

In this section we present two numerical examples of the theory presented above, that have direct applications to stimulus representation in sensory systems.

4.1 Neural Population Encoding Using Filters with Arbitrary Delays

We present an example realization of the recovery algorithm for a filterbank consisting of filters that introduce *arbitrary, but known, delays* on the stimulus. Such filters model dendritic tree latencies in the sensory neurons (motor, olfactory) (Fain, 2003). They are analytically tractable as their involutive instantiations can be easily derived. Indeed, a filter that shifts the stimulus in time by a quantity α has an impulse response $h(t) = \delta(t - \alpha)$. Consequently, $\tilde{h}(t) = \delta(t + \alpha)$. Note that although the filter \tilde{h} is, in this case, non-causal it can easily be implemented by delaying the recovery.

It is assumed that each filter h^j shifts the stimulus in time by an amount α^j , where α^j is an arbitrary positive number for all $j, j = 1, 2, \dots, N$. The quantities of interest become according to the equations (10) and (16)

$$\begin{aligned}\psi_k^j(t) &= g(t - s_k^j + \alpha^j) \\ [\mathbf{G}^{ij}]_{kl} &= \int_{t_k^i}^{t_{k+1}^i} g(s - s_l^j - \alpha^i + \alpha^j) ds.\end{aligned}\tag{23}$$

The stimulus $u(t)$ is given in the standard Shannon form

$$u(t) = \sum_{k=1}^{35} u(kT) \frac{\sin(\Omega(t - kT))}{\pi(t - kT)},\tag{24}$$

with $\Omega = 2\pi \cdot 80$ Hz, $T = \pi/\Omega$. Out of the 35 samples the first and last five were set to zero. Thus shifts of the stimulus in the time window do not lead to any loss of important

information. The rest of the 25 active samples were chosen randomly from the interval $[-1, 1]$. A total of 16 neurons were used for recovery. Filter delays were randomly drawn from an exponential distribution with mean $T/3$, biases $b^j, j = 1, \dots, 16$, were randomly drawn from a uniform distribution in $[0.8, 1.8]$ and the thresholds $\delta^j, j = 1, \dots, 16$, were drawn randomly from a uniform distribution in $[1.4, 2.4]$. Finally, all neurons had the same integration constant $\kappa = 0.01$. The stimulus and three of its translates, each delayed by the filters, as well as the spikes generated by the 16 neurons in the time window of interest $[6T, 30T]$, are shown in Figure 4.

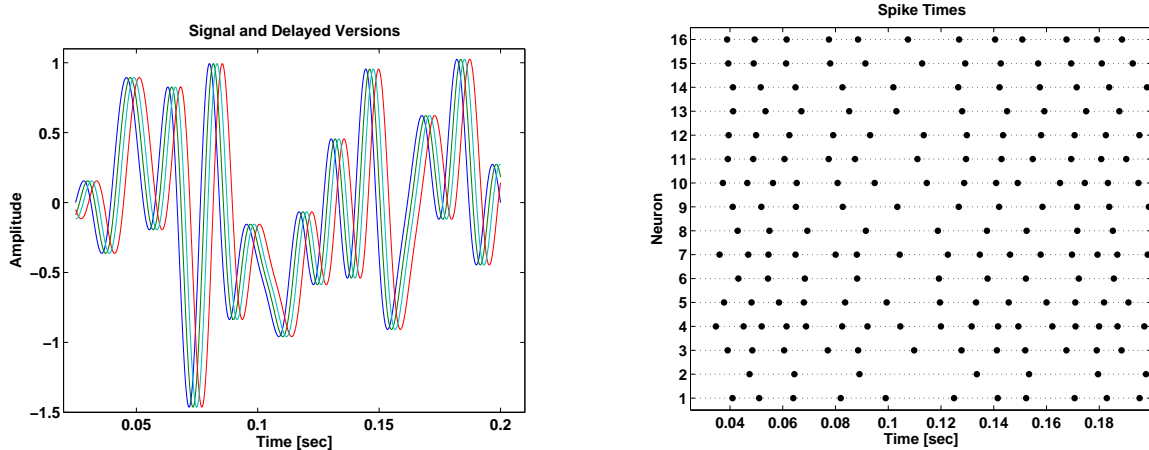


Figure 4: Bandlimited stimulus $u(t)$ and three of its translates (left), and the spike train generated by each of the sixteen neurons (right).

The recovered stimulus based on the spikes from 1, 2, 3, 4, 8 and all 16, neurons, respectively, is depicted from top to bottom in Figure 5. Note the different amplitude scale at the top and at the bottom row of Figure 5. The recovered signal converges to the original one with the number of neurons used. The recovery becomes acceptable when the spikes of at least the first 4 neurons are used. Since the density of the sinc functions is invariant under a time shift, the density criterion of Theorem 1 above can be applied. Here we have 27 samples, and the individual neurons elicit between 7 and 17 spikes, respectively. The threshold is exceeded when the first four or more neurons are used. The recovery results in Figure 5 are consistent with this observation.

To quantify accuracy of the recovered signal we provide the mean square error (MSE) for the various recovery scenarios. The MSE is defined as

$$\text{MSE} = 10 \log_{10} \left(\frac{1}{T_{\max} - T_{\min}} \int_{T_{\min}}^{T_{\max}} [u(s) - \hat{u}^j(s)]^2 ds \right), \quad (25)$$

where $[T_{\min}, T_{\max}]$ is the interval of interest ($[6T, 30T]$ in our case) and $\hat{u}^j(s)$ denotes the result of stimulus recovery with a total of $j, j = 1, 2, \dots, 16$, neurons. In Figure 6 we

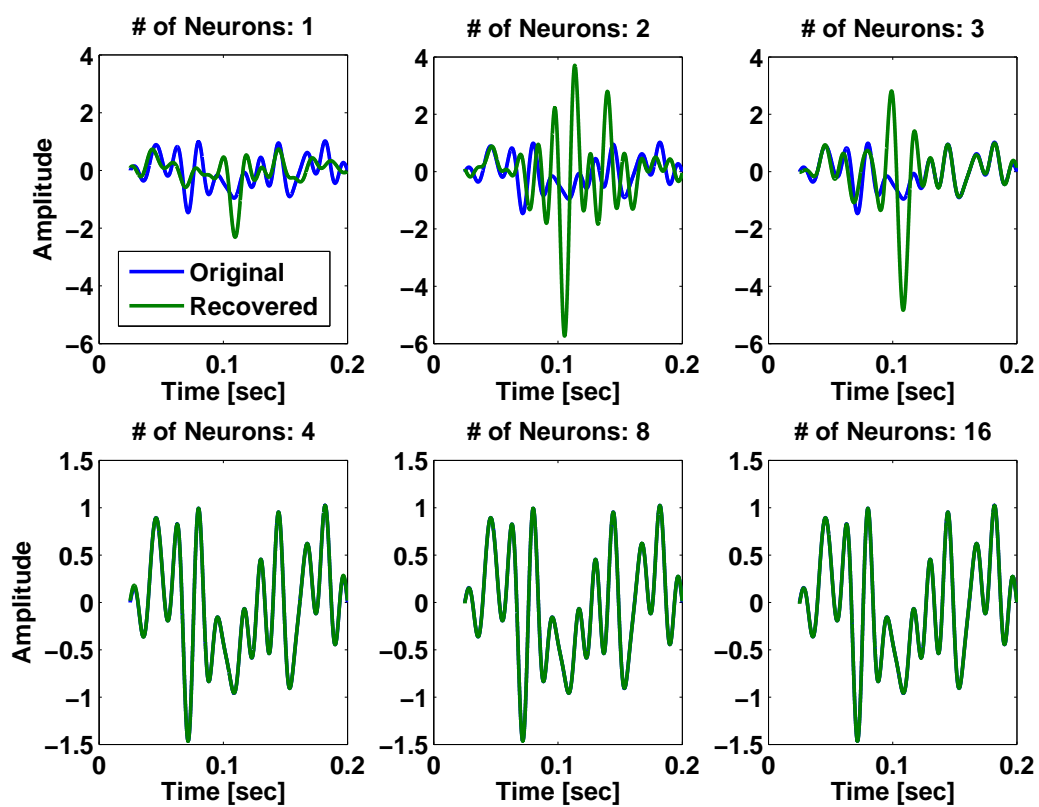


Figure 5: Stimulus recovery as a function of the number of neurons.

show the dependence of the MSE on the relative interspike rate. The relative interspike rate is defined as the number of interspike intervals per second divided by the Nyquist rate. Figure 6 demonstrates that when the relative rate is below 1, meaning the average spike rate is less than the Nyquist rate, then the MSE is big and the recovery inaccurate. However, when the spike rate exceeds the Nyquist rate, the MSE decreases dramatically and the recovery improves substantially. Moreover, the MSE decreases overall as more neurons are added to stimulus representation and, recovery.

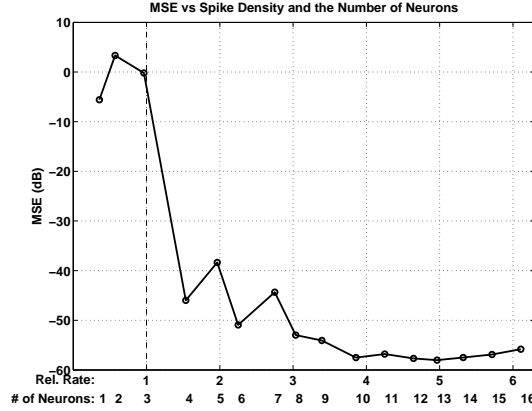


Figure 6: Dependence of the Mean Square Error on the relative interspike rate and the number of neurons.

Remark 8. *The MSE in Figure 6 is shown as both a function of the relative spike rate and the number of neurons. In neuroscience the natural abstraction, however, is the number of neurons. Consequently, in what follows, we shall only provide the MSE as a function of the number of neurons.*

Remark 9. *It is easy to see that, the filters $h^j(t) = \delta(t - \alpha^j)$, $j = 1, 2, \dots, 16$, above do not satisfy the independence condition of Definition 3. Nevertheless, as the example illustrates, the input can be perfectly recovered. Similarly, if no pre-processing filters are used, the stimulus can be perfectly recovered from the representation provided by a population of integrate-and-fire neurons (Lazar, 2007). Thus, having linear independent filters is a sufficient but not a necessary condition for recovery.*

It is important to note that the input to each neuron can not be, in general, faithfully recovered from the spike train generated by single neurons. To see that, we applied the classical time decoding algorithm (Lazar & Toth, 2004) for signal recovery solely using the spike train of each individual neuron. The results for four of the neurons are illustrated in Figure 7. The other twelve neurons exhibited similar results. As one can see, the recovered dendritic currents are significantly different from the stimulus.

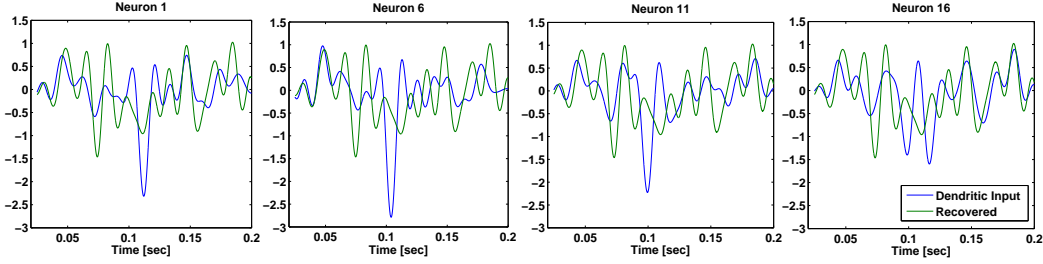


Figure 7: Recovery of the dendritic currents for four of the neurons, using the classical time decoding algorithm.

The recovery is not perfect because each individual neuron only generates sparse neural spike trains (less than 28 spikes). However, this sparsity did not affect perfect recovery of the original stimulus because the total number of neurons fired a significant number of spikes. These results have some important ramifications to experimental neuroscience because they demonstrate that, in general, stimuli of individual neurons cannot be faithfully recovered from the spike train they generate. Rather, the spike trains from a larger population of neurons that encode the same stimulus needs to be used.

Finally, we briefly show the effect of noise on the performance of the recovery algorithm. The setting is as before, except that we also applied *additive* independent white Gaussian noise at the input of each filter. Since all filters in this example are performing delay operations, delayed white noise reaches the integrators. The average MSE (in dB) is shown in Figure 8 for the noiseless case and for five variance values $\sigma^2 = 0.001, 0.003, 0.01, 0.03, 0.1$. For each value of the variance one hundred repetitions of the simulation were performed. The 95% confidence interval, measured here as twice the standard deviation of the MSE, was in each case between 3 and 5 dB (not shown). Even though we added an infinite bandwidth white noise component to a narrow band stimulus, we see a predictable degradation of the MSE as a function of the noise variance.

4.2 Neural Population Encoding with a Gammatone Filterbank

In this section we present a simple example of stimulus representation and recovery using gammatone filterbanks. The stimulus of interest is bandpass with frequency support essentially limited to $[150, 450]$ Hz and a duration of 250 ms. The filterbank consists of 16 gammatone filters that span the range of frequencies $[100, 500]$ Hz. The gammatone filters, developed by Patterson et. al (Patterson et al., 1992), are widely used in cochlear modeling. The general form of the (causal) gammatone filter is

$$h(t) = \alpha t^{n-1} \exp(-2\pi\beta \cdot \text{ERB}(f_c)t) \cos(2\pi f_c t), \quad t \geq 0, \quad (26)$$

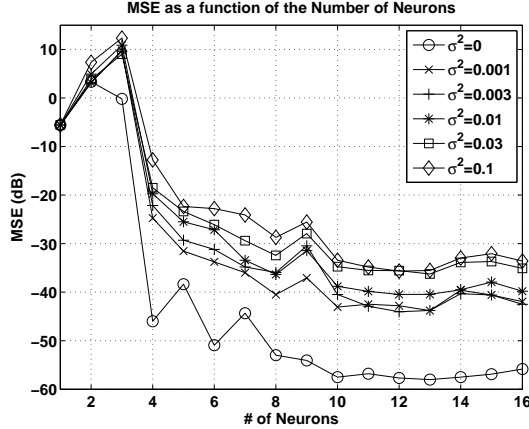


Figure 8: Effect of noise on the accuracy of recovery.

where ERB is a psychoacoustic measure of the bandwidth of the auditory filter at each point along the cochlea. The filters employed were generated using Slaney’s auditory toolbox (Slaney, 1998). This toolbox generates the auditory filterbank model proposed by Patterson et. al. (Patterson et al., 1992). The bandwidth of each filter with a center frequency at f_c is given by $ERB(f_c) = 0.108f_c + 24.7$. Parameter n corresponds to the filter order, and is picked to be equal to 4 ($n = 4$). For this filter order, Patterson et. al proposed $\beta = 1.019$. Finally, the scalar α is picked in such a way that each filter has unit gain at its center frequency. Gammatone filterbanks are approximately equivalent to wavelet filterbanks since all the impulse responses are obtained from dilated versions of the kernel function (26) (mother wavelet) at its center frequency. Moreover, the center frequencies are spaced logarithmically along the frequency axis, giving rise to an overcomplete filterbank.

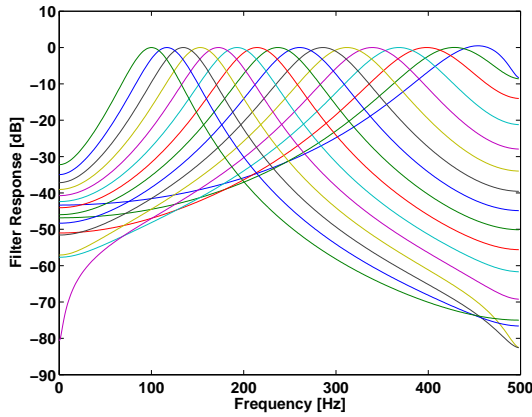
The frequency responses of the sixteen filters and the entire filterbank support are shown in Figure 4.2. The filterbank support is defined as

$$\sum_{j=1}^N |H^j(\omega)|^2, \quad (27)$$

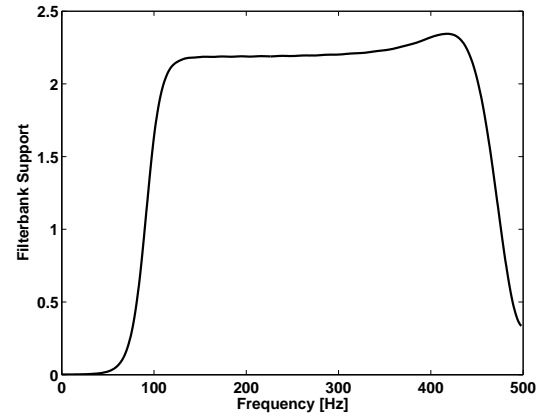
where $H^j(\omega) = \int_{\mathbb{R}} h^j(s) e^{-i\omega s} ds$ is the Fourier transform of the j -th filter impulse response.

The biases and the thresholds of the neurons were picked randomly from the interval $[1, 2]$. Each neuron produced approximately 25 spikes, for a total of approximately 400 spikes. In Figure 10 we show the recovery of the stimulus when 2, 4, 8 or all 16 filters were used, respectively. Note the amplitude scale at the top and at the bottom row of Figure 10.

To quantify the recovery results and also the effect of noise, the MSE is depicted as a function of the number of neurons in Figure 11 for the noiseless case and for white noise



Frequency Responses of the Filterbank Elements.



Filterbank Support.

Figure 9: Characterization of the Gammatone filterbank.

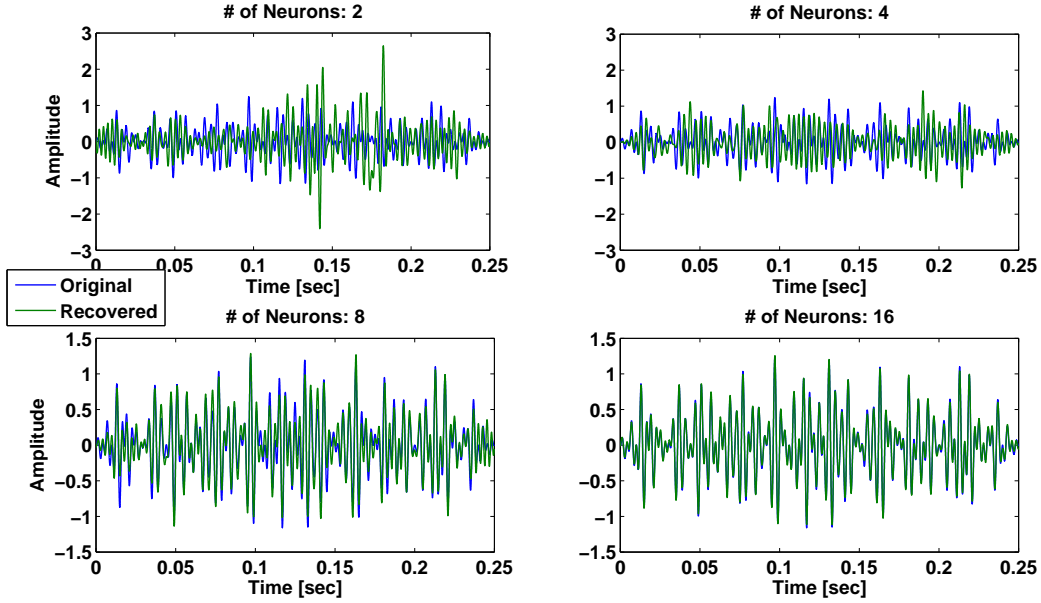


Figure 10: Stimulus recovery using a Gammatone Filterbank as a function of the size of the population of neurons.

with 5 different variances. The noise variances were again $\sigma^2 = 0.001, 0.003, 0.01, 0.03, 0.1$ and the noise was applied again at the input of the filters. However since each filter in the gammatone filterbank has only a limited frequency support, most of the noise gets filtered out. Thus, the effect of the white noise on the accuracy of the recovery is much smaller here when compared to its effect in the delay filterbank example (see also Figure

8). Again, as an overall trend, the MSE decreases as the size of neuron population increases and as the noise power decreases.

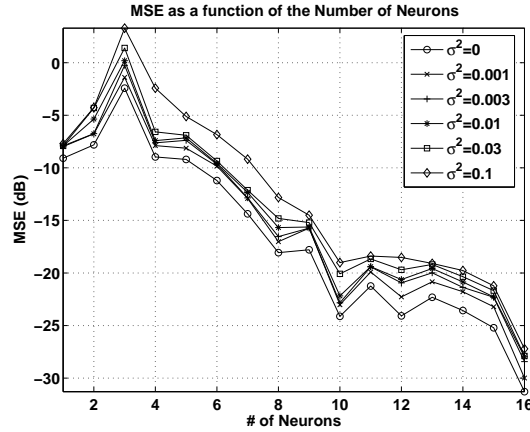


Figure 11: MSE of Recovery.

5 Discussion

The problem of stimulus recovery based on the spike trains generated by a population of neurons is central to the field of neural representation and encoding. In order to achieve a faithful stimulus representation, our method assigns a kernel function to each neuron. With these kernels, a frame can be constructed by spike dependent shifts. Frame theory provides the machinery needed for faithful stimulus recovery.

In the reverse correlation method (Rieke, Warland, Steveninck, & Bialek, 1997), the recovered stimulus is obtained by convolving the output spike train with a suitable kernel. The choice of the kernel is actively investigated (Tripp & Eliasmith, 2007). Kernel methods have also been investigated for sparse representations of auditory and visual stimuli in (Smith & Lewicki, 2005) and (Olshausen, 2002), respectively. The models used lack, however, explicit neural encoding schemes. In addition, the faithful representation of stimuli has not been addressed.

Related work in information coding with a population of neurons is based on stochastic neuron models. These neuron models (known as LNP models) produce spikes with underlying Poisson statistics. The activity of the neurons is measured in spikes per seconds rather than actual spike times, and it is given as a (nonlinear) function of the projection of the stimulus on a suitable vector modeling the receptive field. For a population of neurons different receptive field models can be used; the latter can be chosen so as to span the space of interest. Computational models, based mostly on maximum likelihood techniques, for the suitable choice of receptive fields/neurons, and of actual

encoding/decoding mechanisms based on such setups have been extensively studied in the literature. See, e.g., (Deneve, Latham, & Pouget, 1999) or (Sanger, 2003) for a review and (Huys, Zemel, Natarajan, & Dayan, 2007) for a more recent treatment.

Our neural population model is in contrast deterministic. This assumption allowed us to formally focus on the question of faithful representation of stimuli. The key result shows that faithful representation can be achieved provided that the total number of spikes of the neural ensemble is above the Nyquist rate. We have demonstrated that this condition can be replaced with a more intuitive one that stipulates that the size of the population of neurons is beyond a threshold value. We have also shown that, in general, the stimulus of a neuron can not be recovered from the neural spike train that it generates. Rather, a population of neurons is needed to achieve faithful recovery.

The basic population encoding circuit investigated in this paper significantly extends previous work on population time encoding (Lazar, 2005), (Lazar, 2007). From a modeling standpoint, it introduces a set of constraints on the number of spikes that can be generated by an individual neuron. In addition, it incorporates arbitrary filters that can model the dendritic tree of the neurons and/or their receptive fields. Note that, the present work formalizes the results of (Lazar, 2007) by using frame arguments and by introducing the notion of linear independent pre-processing filters that guarantees that each neuron can provide additional information about the stimulus being encoded.

Our theoretical results provide, what we believe to be, the first rigorous model demonstrating that the sensory world can be faithfully represented by using a "critical size" ensemble of sensory neurons. The investigations presented here further support the need to shift focus from information representation using single neurons to population of neurons. As such, our results have some important ramifications to experimental neuroscience.

Although the model investigated in this paper only employs ideal IAF neurons, it is highly versatile for modeling purposes. It provides theoretical support for modeling arbitrary linear operations associated with dendritic trees. For example, arbitrary stable filters can be used to characterize synaptic conductances. Moreover, the I/O equivalence of IAF neurons with other more complex neuron models (Hodgkin-Huxley, and conductance based models in general) (Lazar, n.d.) elevates the proposed circuit to a very general framework for faithful stimulus representation with neural assemblies.

References

- Christensen, O. (2003). *An Introduction to Frames and Riesz Bases*. Birkhäuser.
- Deneve, S., Latham, P., & Pouget, A. (1999, August). Reading Population Codes: A Natural Implementation of Ideal observers. *Nature Neuroscience*, 2(8), 740-745.
- Eldar, Y. C., & Werther, T. (2005). General framework for consistent sampling in hilbert spaces. *International Journal of Wavelets, Multiresolution and Information Processing*, 3(3), 347-359.
- Fain, G. L. (2003). *Sensory Transduction*. Sinauer Associates, Inc. Publishers.
- Hudspeth, A., & Konishi, M. (2000, October). Auditory Neuroscience: Development, Transduction and Integration. *PNAS*, 97(22), 11690-11691.
- Huys, Q. J. M., Zemel, R. S., Natarajan, R., & Dayan, P. (2007). Fast population coding. *Neural Computation*, 19, 404-441.
- Jaffard, S. (1991). A Density Criterion for Frames of Complex Exponentials. *Michigan Mathematical Journal*, 38(3), 339-348.
- Lazar, A. A. (n.d.). *Recovery of Stimuli Encoded with a Hodgkin-Huxley Neuron*. (Submitted for publication)
- Lazar, A. A. (2005). Multichannel Time Encoding with Integrate-and-Fire Neurons. *Neurocomputing*, 65-66, 401-407.
- Lazar, A. A. (2006, August). Time Encoding Machines with Multiplicative Coupling, Feedback and Feedforward. *IEEE Transactions on Circuits and Systems II: Express Briefs*, 53(8), 672-676.
- Lazar, A. A. (2007, June). Information Representation with an Ensemble of Hodgkin-Huxley Neurons. *Neurocomputing*, 70, 1764-1771.
- Lazar, A. A., & Toth, L. T. (2004, October). Perfect Recovery and Sensitivity Analysis of Time Encoded Bandlimited Signals. *IEEE Transactions on Circuits and Systems-I: Regular Papers*, 51(10), 2060-2073.
- Masland, R. (2001, September). The Fundamental Plan of Retina. *Nature Neuroscience*, 4(9), 877-886.
- Olshausen, B. A. (2002). Sparse codes and spikes. In R. P. N. Rao, B. A. Olshausen, & M. S. Lewicki (Eds.), *Probabilistic models of the brain: Perception and neural function*. MIT Press.
- Patterson, R., Robinson, K., Holdsworth, J., McKeown, D., Zhang, C., & Allerhand, M. (1992). Complex Sounds and Auditory Images. *Advances in the Biosciences*, 83, 429-446.
- Rieke, F., Warland, D., Steveninck, R. de Ruyter von, & Bialek, W. (1997). *Spikes: Exploring the neural code*. MIT Press.
- Sanger, T. (2003). Neural Population Codes. *Current Opinion in Neurobiology*, 13, 238-249.
- Slaney, M. (1998). *Auditory Toolbox for Matlab* (Tech. Rep. No. 1998-10). Interval Research Technical Report.

- Smith, E., & Lewicki, M. S. (2005). Efficient coding of time-relative structure using spikes. *Neural Computation*, 17, 19-45.
- Teolis, A. (1998). *Computational Signal Processing with Wavelets*. Birkhäuser.
- Tripp, B., & Eliasmith, C. (2007). Neural populations can induce reliable postsynaptic currents without observable spike rate changes or precise spike timing. *Cerebral Cortex*, 17, 1830-1840.

A Basic Concepts of Hilbert Spaces

Definition 4. A nonnegative real-valued function $\|\cdot\|$ defined on a vector space E is called a norm if for all $x, y \in E$ and $\alpha \in \mathbb{R}$

$$\begin{aligned}\|x\| &= 0 \Leftrightarrow x = 0 \\ \|x + y\| &\leq \|x\| + \|y\| \\ \|\alpha x\| &= |\alpha| \|x\|.\end{aligned}\tag{28}$$

Definition 5. A normed linear space is called complete if every Cauchy sequence in the space converges, that is, for each Cauchy sequence $(x_n), n \in \mathbb{N}$, there is an element x in the space such that $x_n \rightarrow x$.

Definition 6. An inner product on a vector space E over \mathbb{C} or \mathbb{R} , is a complex-valued function $\langle \cdot, \cdot \rangle: E \times E \mapsto \mathbb{C}$ such that

$$\begin{aligned}\langle x + y, z \rangle &= \langle x, z \rangle + \langle y, z \rangle \\ \langle \alpha x, y \rangle &= \alpha \langle x, y \rangle \\ \langle x, y \rangle &= \langle y, x \rangle^* \\ \langle x, x \rangle &\geq 0, \langle x, x \rangle = 0, \text{ if } x = 0.\end{aligned}\tag{29}$$

Definition 7. A complete vector space whose norm is induced by an inner product is called a Hilbert Space.

Example 1. Let L^2 be the space of functions of finite energy, i.e.,

$$L^2(\mathbb{R}) = \left\{ f : \int_{\mathbb{R}} |f(s)|^2 ds < \infty \right\}\tag{30}$$

with norm $\|f\| = \left(\int_{\mathbb{R}} |f(s)|^2 ds \right)^{1/2}$. $L^2(\mathbb{R})$ endowed with the inner product $\langle x, y \rangle = \int_{\mathbb{R}} x(s)y(s) ds$ is a Hilbert Space.

Definition 8. For a given $\Omega > 0$,

$$\Xi = \left\{ f \in L^2(\mathbb{R}) : \text{supp} \hat{f} \subseteq [-\Omega, \Omega] \right\},\tag{31}$$

endowed with the L^2 inner product is called the space of bandlimited functions.

B Basic Theorems on Frames

A formal introduction to the theory of frames can be found in (Christensen, 2003). For a signal processing approach see (Teolis, 1998). Here we present all the necessary definitions and propositions that were used throughout the paper. In what follows \mathcal{I} denotes a countable index set (e.g., $\mathbb{N}, \mathbb{Z}, [1, 2, \dots, M]$).

Definition 9. A (countable) sequence $(\phi_k)_{k \in \mathcal{I}}$ in \mathcal{H} is a frame for the Hilbert space \mathcal{H} if there exist frame bounds $A, B > 0$ such that for any $f \in \mathcal{H}$

$$A\|f\|^2 \leq \sum_{k \in \mathcal{I}} |\langle f, \phi_k \rangle|^2 \leq B\|f\|^2. \quad (32)$$

Proposition 2. If a sequence $(\phi_k)_{k \in \mathcal{I}}$ in \mathcal{H} is a frame for \mathcal{H} , then $\overline{\text{span}}\{(\phi_k)_{k \in \mathcal{I}}\} = \mathcal{H}$.

Proof: See (Christensen, 2003), pages 3-4 for a proof for finite dimensional spaces. The proof for infinite dimensional spaces is essentially the same.

Proposition 3. Let $(\phi_k)_{k \in \mathcal{I}}$ be a frame for \mathcal{H} with bounds A, B , and let $U : \mathcal{H} \mapsto \mathcal{H}$ be a bounded surjective operator. Then $(U\phi_k)_{k \in \mathcal{I}}$ is a frame sequence with frame bounds $A\|U^+\|^{-2}, B\|U\|^2$, where U^+ denotes the pseudoinverse operator of U .

Proof: See (Christensen, 2003), page 94.

Definition 10. The frame operator of the frame $(\phi_k)_{k \in \mathcal{I}}$ is the mapping $S : \mathcal{H} \mapsto \mathcal{H}$ defined by

$$Sf = \sum_{k \in \mathcal{I}} \langle f, \phi_k \rangle \phi_k. \quad (33)$$

Proposition 4. Let $(\phi_k)_{k \in \mathcal{I}}$ be a frame for \mathcal{H} with frame operator S . Then

1. S is bounded, invertible, self-adjoint and positive.
2. For all $f \in \mathcal{H}$ we have

$$f = \sum_{k \in \mathcal{I}} \langle f, S^{-1}\phi_k \rangle \phi_k, \quad (34)$$

where S^{-1} is the inverse of the frame operator.

Proof: See (Christensen, 2003), pages 90-91.

Finally we state some basic results about frames of exponentials and their relationship to frame sequences in the space of bandlimited functions.

Definition 11. A sequence $(\lambda_k)_{k \in \mathcal{I}}$ is called relatively separated if there exists an $\varepsilon > 0$ such that for any $n, m \in \mathcal{I}$ we have $|\lambda_m - \lambda_n| \geq \varepsilon$.

The following result is due to Jaffard (Jaffard, 1991).

Lemma 1 (Jaffard's lemma). *Let $\Lambda = (\lambda_k)_{k \in \mathcal{I}}$ be a sequence of real numbers that is relatively separated. Let $N(a, b)$ the number of elements of Λ that are contained in the interval (a, b) . Then the sequence $(\exp(-i \lambda_k \omega))_{k \in \mathcal{I}}$ generates a frame for the space $L^2(-\Omega, \Omega)$ if*

$$D = \liminf_{t \rightarrow \infty} \inf_{t_0 \in \mathbb{R}} \frac{N(t_0, t_0 + t)}{t} > \frac{\Omega}{\pi}. \quad (35)$$

Proof: See (Jaffard, 1991).

This result is connected to results about frames in the space of bandlimited functions by the following proposition.

Proposition 5. *If the sequence $(\exp(-i \lambda_k \omega))_{k \in \mathcal{I}}$ is a frame for the space $L^2(-\Omega, \Omega)$ then the sequence $(g(t - \lambda_k))_{k \in \mathcal{I}}$ is a frame for the space of bandlimited functions Ξ .*

Proof: Let \mathcal{F} denote the Fourier transform. Then we clearly have $\mathcal{F}g(t - \lambda_k) = e^{-i \lambda_k \omega}$. By definition, the sequence $(g(t - \lambda_k))_{k \in \mathcal{I}}$ is a frame for Ξ if there exist positive constants $A, B > 0$ such that

$$A\|u\|^2 \leq \sum_{k \in \mathcal{I}} |\langle u(t), g(t - \lambda_k) \rangle|^2 \leq B\|u\|^2, \quad (36)$$

for all $u \in \Xi$. From Parseval's identity we have that $\|u\| = \|\mathcal{F}u\|$ and $\langle u(t), g(t - \lambda_k) \rangle = \langle (\mathcal{F}u)(\omega), e^{-i \lambda_k \omega} \rangle$. Therefore (36) can be rewritten as

$$A\|\mathcal{F}u\|^2 \leq \sum_{k \in \mathcal{I}} |\langle (\mathcal{F}u)(\omega), e^{-i \lambda_k \omega} \rangle|^2 \leq B\|\mathcal{F}u\|^2. \quad (37)$$

But this holds since $\mathcal{F}u \in L^2(-\Omega, \Omega)$ and the sequence $(\exp(-i \lambda_k \omega))_{k \in \mathcal{I}}$ is a frame for the space $L^2(-\Omega, \Omega)$. \square

C Three Frames

Lemma 2. *Assume that the lower density of spikes satisfies the Nyquist rate, i.e., $D > \frac{\Omega}{\pi}$. The following holds:*

- (i) $(g(t - s_k^j)), k \in \mathbb{Z}, j = 1, \dots, N$, with $s_k^j = (t_{k+1}^j + t_k^j)/2$, is a frame for Ξ ;
- (ii) $(\psi_k^j(t)) = (\tilde{h}^j * g)(t - s_k^j), k \in \mathbb{Z}, j = 1, \dots, N$, is a frame for Ξ ;
- (iii) $(\phi_k^j(t)) = (\tilde{h}^j * g * 1_{[t_k^j, t_{k+1}^j]})(t), k \in \mathbb{Z}, j = 1, \dots, N$, is a frame for Ξ ,

provided that the filters $h^j, j = 1, \dots, N$, are BIBO stable, and their spectral support is a superset of $[-\Omega, \Omega]$.

Proof: (i) The derivation is based on Jaffard's lemma (Jaffard, 1991) (Lemma 1, Appendix B) and is given in Proposition 5 in the same Appendix. See also Jaffard's lemma for a definition of D , the lower density of the spikes.

(ii) Let S be the frame operator of the frame $(g(t - s_k^j)), k \in \mathbb{Z}, j = 1, \dots, N$ (the definition of the frame operator is given in Appendix B). Then each function $u \in \Xi$ has a unique expansion of the form

$$u = \sum_{j=1}^N \sum_{k \in \mathbb{Z}} a_k^j g(t - s_k^j), \quad (38)$$

with $a_k^j = \langle u, S^{-1}g(\cdot - s_k^j) \rangle$. Note that any operator defined on the functions of the frame is well defined for the whole space of bandlimited functions Ξ . Let us now define the nonlinear operator $\mathcal{U} : \Xi \mapsto \Xi$ as

$$\mathcal{U}u \equiv \mathcal{U} \left(\sum_{j=1}^N \sum_{k \in \mathbb{Z}} a_k^j g(t - s_k^j) \right) \triangleq \sum_{j=1}^N \sum_{k \in \mathbb{Z}} a_k^j \psi_k^j(t). \quad (39)$$

In order to prove that the sequence of functions $(\psi_k^j(t)), k \in \mathbb{Z}, j = 1, \dots, N$, is a frame for Ξ , we use a key proposition from (Christensen, 2003), page 94, also included as Proposition 3 in Appendix B. According to Proposition 3, the family $(\psi_k^j), k \in \mathbb{Z}, j = 1, \dots, N$, is a frame for Ξ , if the operator \mathcal{U} is bounded and has closed range. To show these two properties, we observe that \mathcal{U} can be written as the synthesis of N operators $\mathcal{U}^1, \dots, \mathcal{U}^N$, with $\mathcal{U}^n : \Xi \mapsto \Xi$, $n = 1, 2, \dots, N$, defined as

$$\mathcal{U}^n u \equiv \mathcal{U}^n \left(\sum_{j=1}^N \sum_{k \in \mathbb{Z}} a_k^j g(t - s_k^j) \right) \triangleq \sum_{k \in \mathbb{Z}} a_k^n (\tilde{h}^n * g)(t - s_k^n) + \sum_{j=1, j \neq n}^N \sum_{k \in \mathbb{Z}} a_k^j g(t - s_k^j). \quad (40)$$

Then $\mathcal{U} = \mathcal{U}^1 \mathcal{U}^2 \dots \mathcal{U}^N$ and \mathcal{U} is bounded and has closed range whenever all the operators $\mathcal{U}^i, i = 1, 2, \dots, N$, are. But \mathcal{U}^i is bounded if and only if the filter with impulse response $\tilde{h}^i(t)$ and therefore also the one with $h^i(t)$ is BIBO stable.

Moreover, \mathcal{U}^i has closed range if for any sequence $u_n \in \Xi$, $n \in \mathbb{N}$, that converges to $u \in \Xi$, the sequence $\mathcal{U}^i u_n$ also converges to an element in Ξ . Since the sequence $(g(t - s_k^j)), k \in \mathbb{Z}, j = 1, \dots, N$, is a frame for Ξ , $u_n \in \Xi$ can be represented as

$$u_n(t) = \sum_{j=1}^N \sum_{k \in \mathbb{Z}} a_{k,n}^j g(t - s_k^j),$$

with $a_{k,n}^j = \langle u_n, S^{-1}g(\cdot - s_k^j) \rangle$ and

$$u(t) = \sum_{j=1}^N \sum_{k \in \mathbb{Z}} a_k^j g(t - s_k^j),$$

with $a_k^j = \langle u, S^{-1}g(\cdot - s_k^j) \rangle$. From the continuity of the inner product it follows that $\lim_{n \rightarrow \infty} a_{k,n}^j = a_k^n$, and therefore, we have that $\lim_{n \rightarrow \infty} \mathcal{U}^i u_n = \mathcal{U}^i u \in \Xi$. Therefore the operator \mathcal{U} has closed range and $(\psi_k^j), k \in \mathbb{Z}, j = 1, \dots, N$ is a frame.

(iii) Since $(g(\cdot - s_k^j)), k \in \mathbb{Z}, j = 1, \dots, N$, is a frame for the space of bandlimited functions with finite energy, any function $u \in \Xi$ can be uniquely represented as

$$u(t) = \sum_{j=1}^N \sum_{k \in \mathbb{Z}} a_k^j g(t - s_k^j) \quad (41)$$

for all $t, t \in \mathbb{R}$, with $a_k^j = \langle u, S^{-1}g(\cdot - s_k^j) \rangle$, where S is the frame operator. Consider the operator $\mathcal{U} : \Xi \mapsto \Xi$ defined as

$$\mathcal{U}u(t) \triangleq \mathcal{U} \left(\sum_{j=1}^N \sum_{k \in \mathbb{Z}} a_k^j g(t - s_k^j) \right) = \sum_{j=1}^N \sum_{k \in \mathbb{Z}} a_k^j (g * 1_{[t_k^j, t_{k+1}^j]})(t). \quad (42)$$

The right hand side of (42) can be rewritten as

$$\begin{aligned} \mathcal{U}u(t) &= \sum_{j=1}^N \sum_{k \in \mathbb{Z}} a_k^j \int_{t_k^j}^{t_{k+1}^j} g(t - s) ds \\ &= \sum_{j=1}^N \sum_{k \in \mathbb{Z}} a_k^j \left(\int_t^{+\infty} g(s - t_{k+1}^j) ds - \int_t^{+\infty} g(s - t_k^j) ds \right). \end{aligned} \quad (43)$$

The integral operator is bounded and the sequence $(g(\cdot - t_k^j)), k \in \mathbb{Z}, j = 1, 2, \dots, N$, is a frame because of the Nyquist density condition in Jaffard's lemma. Therefore the operator \mathcal{U} is bounded. Moreover by following a similar reasoning as before \mathcal{U} has closed range. Proposition 3 implies that $((g * 1_{[t_k^j, t_{k+1}^j]})(\cdot)), k \in \mathbb{Z}, j = 1, \dots, N$, is a frame for Ξ . Finally by working as in (ii) we conclude that $(\phi_k^j), k \in \mathbb{Z}, j = 1, \dots, N$ is also a frame for Ξ . \square